













Fixed castor:

FFCN 1503 6000



Technical data

Diameter		150 mm
Wheel width		45 mm
Hub length		62 mm
Height		202 mm
Offset		59 mm
Wheel axle diameter		12 mm
Top plate dimensions		150 x 110 mm
Top plate hole diameter		10.5 mm
Dist. between holes		105 x 75,80 mm
Brake swivel radius		160 mm
Load capacity		910 kg
Weight		4.4 kg

Technical description

Heavy duty welded steel rigid fork



Wheel

Cast iron wheel with two deep groove ball bearings