










Swivel castor with total brake mounted behind:

BTAB 1255 6150



## Technical data

Diameter		125 mm
Wheel width		38 mm
Hub length		50 mm
Height		151 mm
Offset		42.5 mm
Bolt hole diameter		12 mm
Brake swivel radius		134 mm
Load capacity		200 kg
Weight		1.1 kg

## Technical description

Swivel fork of deep drawn zinc-coated steel

Swivel bearing with double ball raceways and sealring

with total lock brake and an extra sturdy

plate (4 mm) and fork legs (3.5 mm)

for even higher load capacity



## Wheel

Aluminium wheels with black rubber tyre (Shore A 72) with two deep groove ball bearings and steel collar bushes external diameter 15/20/25 mm to internal 8/10/12 mm. Operating temperatures from -20°C to + 80°C