












Swivel castor with total brake mounted behind:

BPPB 1001 5100



Technical data

Diameter		100 mm
Wheel width		35 mm
Hub length		42 mm
Height		128 mm
Offset		34 mm
Top plate dimensions		105 x 85 mm
Top plate hole diameter		9.6 mm
Dist. between holes		80 x 60 mm
Brake swivel radius		128 mm
Load capacity		150 kg
Weight		1.3 kg

Technical description

Swivel fork of deep drawn zinc-coated steel, swivel bearing with double ball race way and searing (excluded the bolt hole fixing plate) with a total lock brake



Wheel

Polyamide wheel with blue rubber tyre (Shore A 70) with one deep groove ball bearing