







Swivel castor:

340a 29G075r ZLC-5

On request



Technical data

Diameter		75 mm
Tread width		25 mm
Height		98 mm
Offset		28 mm
Bolt hole diameter		10,5 mm
Load capacity		60 kg

Technical description

sheet steel metal housing

swivel bearing with double ball race

zinc passivated

Wheel

thermoplastic elastomer tyre (TPE) iron grey RAL 7011 (Shore A 80)

plastic wheel centre silver grey RAL7001

without thread guard

plain bearing

Contact discoloration on unsealed grounds possible!>>