




Swivel castor with total brake mounted in front:

510i 18K250v ZPS

On request



Technical data

Diameter		250 mm
Tread width		50 mm
Height		315 mm
Offset		80 mm
Top plate dimensions		190x110 mm
Top plate hole diameter		17 mm
Dist. between holes		150x75 mm
Load capacity		1000 kg

Technical description

heavy steel welded construction with special turntable

zinc passivated

pressed ball track above, with tapered roller bearing below

grease filling and grease nipple in fork head

Wheel

Polyurethane tyre red-orange (Shore A 95)

bonded on cast wheel centre

precision ball bearing