

Introduction

Colson Castors Limited is one of the largest manufacturer and suppliers of light-duty to heavy-duty castors in the world. Operating from extensive premises in West Bromwich, Midlands, UK, Colson British Castors together with Revvo and Flexello Castors design and manufacture a wide portfolio of award-winning castors and wheels for a diverse range of markets including ground support, automotive, scaffolding, medical, retail distribution and other general industrial applications. The Revvo and Flexello heavy duty product ranges have expanded and developed considerably since the original patent Revvo swivel design in 1929.



Providing its customers with the ultimate in castor and wheel technology, Colson specialises in a wide range of high-quality, competitively-priced products which are engineered to conform to a high specification and are quality assured to the new European/ International standard BS EN ISO 9001:2008 certificate number Q05546. The Company has over many years, established long term supply relationships with major engineering and industrial concerns world-wide which is supported by its international distribution network in over 45 countries.

In recent years, significant investment in Computer Aided Design (CAD), Robotic welding, in-house polyurethane and rubber tyreing along with Computer Numerically Controlled (CNC) machines has been made together with the necessary systems to control production and management.

Products

Colson's fully tested Revvo and Flexello product ranges include castors and wheels that handle loads from 14 kg to 20,000 kg in less than ideal conditions and a wide range of wheel and tyre materials including the industry-acclaimed Vulkollan® polyurethane. It provides light, medium, heavy duty and specialized castors including sprung castors for the movement of vulnerable loads, scaffold castors for access towers and numerous heavy-duty castors used extensively in a wide range of industries. These include automotive plants, ground support equipment at airports, material handling equipment and manufacturing companies world-wide requiring wheeled equipment.

Research & Development

Using the latest computer technology and extensive test facilities, Colson's design engineers, skilled technicians and project managers, provide research & development, production planning & control to meet the individual constantly changing needs of the customer. This expertise is often used to develop solutions for specific applications, as well as to improve the performance of existing Colson products.

Growth

Colson is committed to a growth strategy by strengthening its knowledge and expertise in a wide range of markets, applications and industries, and continued development of its distribution network overseas. Ongoing major investment in product development, new technology and our supply chain ensures that Colson offers the highest standard of manufacturing processes and resources which will enable our customers to benefit from the latest, well-engineered products, both now and in the future.



SJE Series

Scaffold Castors - NY Nylon Wheels: Static Load 500 - 820Kg

Wheels: NY Series - Nylon 6 wheels have high load capacities and are able to be used with the minimum of lubrication. They are virtually non-marking and cause very little floor damage. They are resistant to oils, fats, alkalis in general, soaps and detergents. Nylon wheels should not be used where they may come into contact with concentrated acids, although some exposure to dilute acids is possible.

Castors are fitted with 1-1/2" acme threaded stem (490mm) to allow scaffolding leg adjustment

Effective Temperature Range: -20°C to +80°C



| Wheel Diameter (mm) | Tread Width (mm) | Bearing Type | Static Load Capacity (Kg) | Fitting Type (mm) | Brake Pedal | Overall Height (mm) | Swivel Radius (mm) | Swivel Castor |
|---------------------|------------------|--------------|---------------------------|-------------------|-------------|---------------------|--------------------|--------------------|
| 150 | 45 | Plain | 700 | Stem | Single | 190 | 165 | SJE150NY05BX4FLEXY |
| 200 | 50 | Plain | 700 | Stem | Single | 240 | 165 | SJE200NY05BX4FLEXY |



France
RHOBUS S.A.S.
Z.I 424 Avenue da la Couronne
BP 25
F-78681 Epône Cédex
Tel. +33 (0)1 30 95 55 45
Fax. +33 (0)1 30 95 21 60
info@rhombus.fr
www.rhombux.fr



Poland
Colson Europe B.V. Sp. z. o. o.
U1. Fabianowska 101
62-052 Komorniki
Poland
Tel. +48 (0) 61 8667 012
Fax. +48 (0) 61 8667 347
office@colson.pl
www.colson.pl



Belgium
Colson Europe B.V.
Ringlaan 163
2170 Antwerpen
Belgium
Tel. 0032 (0)3 644 04 24
Fax. 0032 (0)3 645 72 44
E-mail: infobe@colson-europe.com



Germany
RHOBUS Rollen Holding-GmbH
Industriestraße 8
Industriegebiet Wst 1
D-42499 Hückeswagen
Tel. +49 (0)2192 9368 0
Fax. +49 (0)2192 9368 477
info@rhombus-rollen.com
www.rhombus-rollen.com



Great Britain
Colson Castors Limited
Golds Green Works,
Bagnall Street, Hill Top
West Bromwich B70 0TS
United Kingdom
Tel. +44 121 556 7221
Fax. +44 121 502 2658
info@colson-castors.co.uk
www.colson-castors.co.uk



Netherlands
Colson Europe B.V.
Generatorstraat 11
3903 LH Veenendaal
Netherlands
Tel. +31 (0) 318 53 66 11
Fax. +31 (0) 318 52 68 76
info@colson-europe.com
www.colson-europe.com



Scaffold Castors



SS5 Series

Scaffold Castors - CI Cast Iron wheels: Static Load 500 - 820Kg

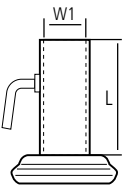
SS5 Series: Scaffold castors -

Wheels: CI Series - Cast Iron wheels combine strength and shock resistance with long life and economy. They have a very low tractive resistance and are a first choice where ease of movement, and are ideal where rough conditions prevail.

Effective Temperature Range: -20°C to +120° C



| Wheel Diameter (mm) | Tread Width (mm) | Bearing Type | Static Load Capacity (Kg) | Fitting Type (mm) | Overall Height (mm) | Swivel Radius (mm) | Swivel Castor |
|---------------------|------------------|--------------|---------------------------|-------------------|---------------------|--------------------|---------------|
| 150 | 45 | Plain | 820 | Socket | 200 | 129 | SS5150CI05SC2 |
| 200 | 50 | | 820 | (SC2) | 244 | 154 | SS5200CI05SC2 |

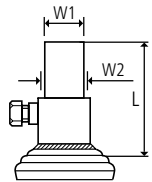


Castor with locking cup fitting.

| Fitting ref. | W | L |
|--------------|-----------|-----|
| SC2 | 50.8 (2") | 101 |



| Wheel Diameter (mm) | Tread Width (mm) | Bearing Type | Static Load Capacity (Kg) | Fitting Type (mm) | Overall Height (mm) | Swivel Radius (mm) | Swivel Castor |
|---------------------|------------------|--------------|---------------------------|-------------------|---------------------|--------------------|---------------|
| 150 | 45 | Plain | 820 | Locking Cup (CS2) | 200 | 129 | SS5150CI05CS2 |
| 200 | 50 | | 820 | | 244 | 154 | SS5200CI05CS2 |



Castor with locking cup fitting.

| Fitting ref. | W1 | W2 | L |
|--------------|----|------|-----|
| CS2 | 38 | 50.4 | 150 |

XSD Series

Scaffold Castors - NY Nylon wheels: Static Load - 200Kg

XSD Series: Scaffold castors - Conforms to BSEN1004:2004

Wheels: CI Series - Nylon 6 wheels have high load capacities and are able to be used with the minium of lubrication. They are virtually non-marking and cause very little floor damage. They are resistant to oils, fats, alkalis in genaral, soaps and detergents. Nylon wheels should not be used where they may come into contact with concentrated acids, although some exposure to dilute acids is possible.

Effective Temperature Range: -20°C to +80°C



| Wheel Diameter (mm) | Tread Width (mm) | Bearing Type | Static Load Capacity (Kg) | Overall Height (mm) | Swivel Radius (mm) | Expander Diameter | Swivel Castor |
|---------------------|------------------|--------------|---------------------------|---------------------|--------------------|-------------------|---------------|
| 125 | 35 | Plain | 200 | 160 | 144 | 47 | XSD125NY04R22 |
| | | | | | | 38 | XSD125NY04R23 |

XSD Series

Scaffold Castors - NT Nythan wheels: Static Load - 200Kg

XSD Series: Scaffold castors - Conforms to BSEN1004:2004

Wheels: NT Series - Polyurethane tyred wheels on a Nylon 6 centre, these wheels are lightweight, non-marking, corrosion free and hygienic with superior load capacities to rubber tyred wheels.

Effective Temperature Range: -20°C to +80°C



| Wheel Diameter (mm) | Tread Width (mm) | Bearing Type | Static Load Capacity (Kg) | Overall Height (mm) | Swivel Radius (mm) | Expander Diameter | Swivel Castor |
|---------------------|------------------|--------------|---------------------------|---------------------|--------------------|-------------------|---------------|
| 125 | 35 | Plain | 200 | 160 | 144 | 47 | XSD125NT04R22 |
| | | | | | | 38 | XSD125NT04R23 |

SJE Series

Scaffold Castors - NY Nylon Wheels: Static Load 500 - 820Kg

SJE Series: Scaffold castors - Castors conform to BSEN1004: 2004

Wheels: NY Series - Nylon 6 wheels have high load capacities and are able to be used with the minium of lubrication. They are virtually non-marking and cause very little floor damage. They are resistant to oils, fats, alkalis in genaral, soaps and detergents. Nylon wheels should not be used where they may come into contact with concentrated acids, although some exposure to dilute acids is possible.

Effective Temperature Range: -20°C to +80°C



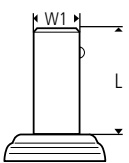
| Wheel Diameter (mm) | Tread Width (mm) | Bearing Type | Static Load Capacity (Kg) | Fitting Type (mm) | Brake Pedal | Overall Height (mm) | Swivel Radius (mm) | Swivel Castor |
|---------------------|------------------|--------------|---------------------------|-------------------|--------------|---------------------|--------------------|------------------|
| 125 | 40 | Plain | 500 | Plug (B21) | Single (BX4) | 160 | 165 | SJE125NY0YB21BX4 |
| 150 | 45 | | 820 | | | 190 | | SJE150NY0YB21BX4 |
| 200 | 50 | | 820 | | | 240 | | SJE200NY0YB21BX4 |



| Wheel Diameter (mm) | Tread Width (mm) | Bearing Type | Static Load Capacity (Kg) | Fitting Type (mm) | Brake Pedal | Overall Height (mm) | Swivel Radius (mm) | Swivel Castor |
|---------------------|------------------|--------------|---------------------------|-------------------|-------------|---------------------|--------------------|----------------|
| 125 | 40 | Plain | 500 | Plug (B21) | Double (B) | 160 | 165 | SJE125NY0GB21B |
| 150 | 45 | | 820 | | | 190 | | SJE150NY05B21B |
| 200 | 50 | | 820 | | | 240 | | SJE200NY05B21B |

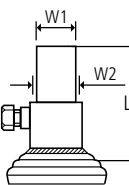


| Wheel Diameter (mm) | Tread Width (mm) | Bearing Type | Static Load Capacity (Kg) | Fitting Type (mm) | Brake Pedal | Overall Height (mm) | Swivel Radius (mm) | Swivel Castor |
|---------------------|------------------|--------------|---------------------------|-------------------|-------------|---------------------|--------------------|----------------|
| 150 | 45 | Plain | 820 | Locking Cup (CS2) | Double (B) | 190 | 165 | SJE150NY05CS2B |
| 150 | 45 | | 820 | | | 240 | | SJE200NY05CS2B |



Castor with locking cup fitting.

| Fitting ref. | W | L |
|--------------|--------------|------|
| B21 | 38.3 (1.51") | 52.5 |



Castor with locking cup fitting.

| Fitting ref. | W1 | W2 | L |
|--------------|----|------|-----|
| CS2 | 38 | 50.4 | 150 |

SJE Series

Scaffold Castors - NT Nythane Wheels: Static Load 500 - 820Kg

Wheels: NT Series - Polyurethane tyred wheels on a Nylon 6 centre, these wheels are lightweight, non-marking, corrosion free and hygienic with superior load capacities to rubber tyred wheels.

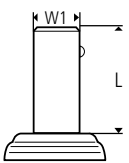
Effective Temperature Range: -20°C to +80°C



| Wheel Diameter (mm) | Tread Width (mm) | Bearing Type | Static Load Capacity (Kg) | Fitting Type (mm) | Brake Pedal | Overall Height (mm) | Swivel Radius (mm) | Swivel Castor |
|---------------------|------------------|--------------|---------------------------|-------------------|--------------|---------------------|--------------------|------------------|
| 125 | 40 | Plain | 600 | Plug (B21) | Single (BX4) | 160 | 165 | SJE125NT0EB21BX4 |
| 150 | 45 | | 600 | | | 190 | | SJE150NT0EB21BX4 |
| 200 | 50 | | 820 | | | 240 | | SJE200NT0EB21BX4 |

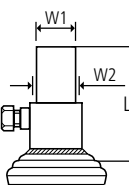


| Wheel Diameter (mm) | Tread Width (mm) | Bearing Type | Static Load Capacity (Kg) | Fitting Type (mm) | Brake Pedal | Overall Height (mm) | Swivel Radius (mm) | Swivel Castor |
|---------------------|------------------|--------------|---------------------------|-------------------|-------------|---------------------|--------------------|----------------|
| 125 | 40 | Plain | 600 | Plug (B21) | Double (B) | 160 | 165 | SJE125NT0EB21B |
| 150 | 45 | | 600 | | | 190 | | SJE150NT0EB21B |
| 200 | 50 | | 820 | | | 240 | | SJE200NT0EB21B |



Castor with locking cup fitting.

| Fitting ref. | W | L |
|--------------|--------------|------|
| B21 | 38.3 (1.51") | 52.5 |



Castor with locking cup fitting.

| Fitting ref. | W1 | W2 | L |
|--------------|----|------|-----|
| CS2 | 38 | 50.4 | 150 |

SS5 Series

Scaffold Castors - NY Nylon Wheels: Static Load 500 - 820Kg

SJE Series: Scaffold castors - Castors conform to BSEN1004: 1004 when fitted with a wheel and swivel lock.

Wheels: NY Series - Nylon 6 wheels have high load capacities and are able to be used with the minium of lubrication. They are virtually non-marking and cause very little floor damage. They are resistant to oils, fats, alkalis in genaral, soaps and detergents. Nylon wheels should not be used where they may come into contact with concentrated acids, although some exposure to dilute acids is possible.

Effective Temperature Range: -20°C to +80°C



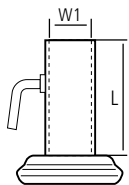
| Wheel Diameter (mm) | Tread Width (mm) | Bearing Type | Static Load Capacity (Kg) | Fitting Type (mm) | Overall Height (mm) | Swivel Radius (mm) | Swivel Castor |
|---------------------|------------------|--------------|---------------------------|-------------------|---------------------|--------------------|---------------|
| 150 | 45 | Plain | 500 | Socket (SC2) | 200 | 129 | SS5150NY05SC2 |
| 200 | 50 | | 820 | | 244 | 154 | SS5200NY05SC2 |



| Wheel Diameter (mm) | Tread Width (mm) | Bearing Type | Static Load Capacity (Kg) | Fitting Type (mm) | Overall Height (mm) | Swivel Radius (mm) | Swivel Castor |
|---------------------|------------------|--------------|---------------------------|-------------------|---------------------|--------------------|----------------|
| 150 | 45 | Plain | 500 | Socket (SC2) | 200 | 129 | SS5150NY05SC2L |
| 200 | 50 | | 820 | | 244 | 154 | SS5200NY05SC2L |

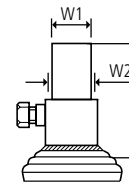


| Wheel Diameter (mm) | Tread Width (mm) | Bearing Type | Static Load Capacity (Kg) | Fitting Type (mm) | Overall Height (mm) | Swivel Radius (mm) | Swivel Castor |
|---------------------|------------------|--------------|---------------------------|-------------------|---------------------|--------------------|----------------|
| 150 | 45 | Plain | 500 | Locking Cup (CS2) | 190 | 165 | SJE150NY05CS2L |
| 200 | 50 | | 820 | | 240 | | SJE200NY05CS2L |



Castor with locking cup fitting.

| Fitting ref. | W | L |
|--------------|-----------|-----|
| SC2 | 50.8 (2") | 101 |



Castor with locking cup fitting.

| Fitting ref. | W1 | W2 | L |
|--------------|----|------|-----|
| CS2 | 38 | 50.4 | 150 |

SS5 Series

Scaffold Castors - RU Rubber tyred Cast Iron wheels: Static Load - 820Kg

Wheels: CI Series - The rubber tyres are moulded to cast iron centres and provide good load capacities and withstand reasonable rough working conditions, this is combined with silent running and floor saving qualities.

Effective Temperature Range: -20°C to +75°C



| Wheel Diameter (mm) | Tread Width (mm) | Bearing Type | Static Load Capacity (Kg) | Fitting Type (mm) | Overall Height (mm) | Swivel Radius (mm) | Swivel Castor |
|---------------------|------------------|--------------|---------------------------|-------------------|---------------------|--------------------|---------------|
| 150 | 45 | Plain | 820 | Socket (SC2) | 200 | 129 | SS5150RU05SC2 |
| 200 | 50 | | 820 | | 244 | 154 | SS5200RU05SC2 |



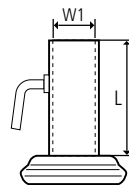
| Wheel Diameter (mm) | Tread Width (mm) | Bearing Type | Static Load Capacity (Kg) | Fitting Type (mm) | Overall Height (mm) | Swivel Radius (mm) | Swivel Castor |
|---------------------|------------------|--------------|---------------------------|-------------------|---------------------|--------------------|----------------|
| 150 | 45 | Plain | 820 | Socket (SC2) | 200 | 129 | SS5150RU05SC2L |
| 200 | 50 | | 820 | | 244 | 154 | SS5200RU05SC2L |



| Wheel Diameter (mm) | Tread Width (mm) | Bearing Type | Static Load Capacity (Kg) | Fitting Type (mm) | Overall Height (mm) | Swivel Radius (mm) | Swivel Castor |
|---------------------|------------------|--------------|---------------------------|-------------------|---------------------|--------------------|---------------|
| 150 | 45 | Plain | 820 | Locking Cup (CS2) | 200 | 129 | SS5150RU05CS2 |
| 200 | 50 | | 820 | | 244 | 154 | SS5200RU05CS2 |

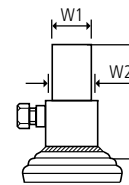


| Wheel Diameter (mm) | Tread Width (mm) | Bearing Type | Static Load Capacity (Kg) | Fitting Type (mm) | Overall Height (mm) | Swivel Radius (mm) | Swivel Castor |
|---------------------|------------------|--------------|---------------------------|-------------------|---------------------|--------------------|----------------|
| 150 | 45 | Plain | 820 | Locking Cup (CS2) | 200 | 129 | SS5150RU05CS2L |
| 200 | 50 | | 820 | | 244 | 154 | SS5200RU05CS2L |



Castor with locking cup fitting.

| Fitting ref. | W | L |
|--------------|-----------|-----|
| SC2 | 50.8 (2") | 101 |



Castor with locking cup fitting.

| Fitting ref. | W1 | W2 | L |
|--------------|----|------|-----|
| CS2 | 38 | 50.4 | 150 |